

# FirstMedicare Direct Member Portal Registration Instructions

**NOTE: PLEASE HAVE YOUR MEMBERSHIP CARD AVAILABLE**

**Step 1:** Go to [www.FirstMedicare.com](http://www.FirstMedicare.com) to begin the registration process. First, select your county, and then click Member Portal on the home page banner.

**Step 2:** Click **Register Account**

a. Select Medicare Members/Create Account

b. Accept License Agreement/Next

**Step 3:** Enter Member Information

**Step 4:** Create Username and Password and Answer Security Questions

**Step 5:** Confirm information on the next page and finish. Your account is now ready to access! Make sure to write down your user name and password, and keep it in a secure location.

# Loading Mobile App to Your Phone

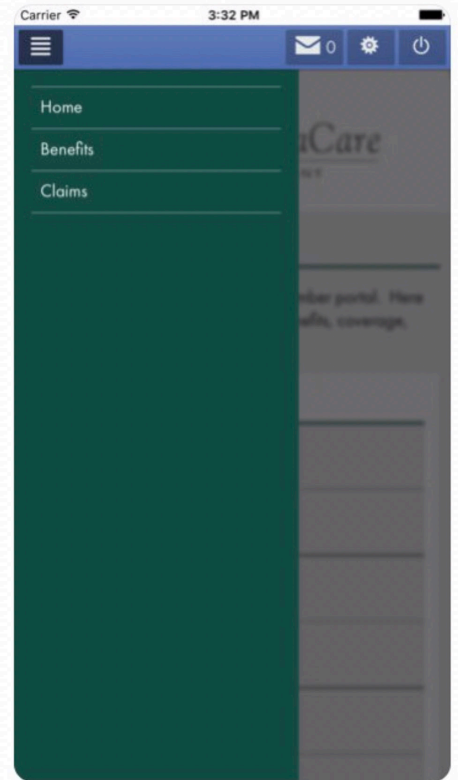
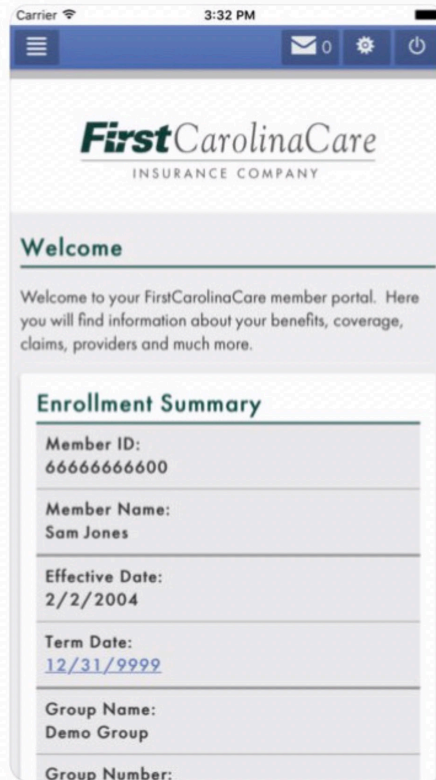
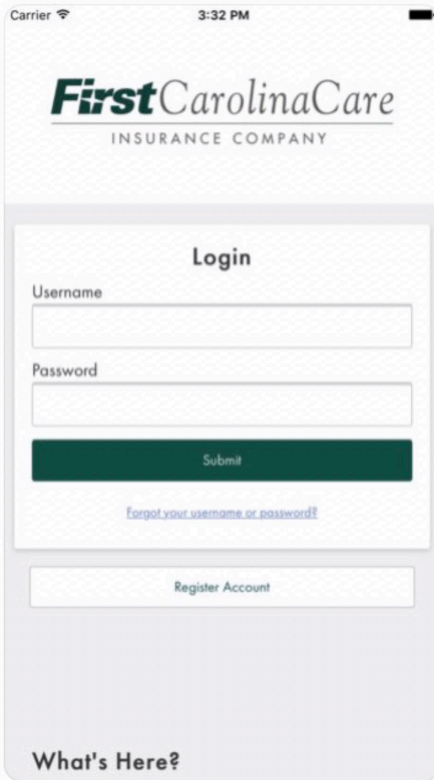
1. Go to the App Store on your mobile device.
  2. In the search field, type FirstCarolinaCare.
  3. The App name will appear as *First*.
  4. Download the App to your phone.
  5. Use the same username and password that you used for the web version of the portal.
- While the mobile App layout may appear a little different from the web version, it has the same set up and information. Remember, you can access an image of your ID card on the mobile App.



## FirstCarolinaCare Insuranc...

Health & Fitness

**OPEN**



**First** Medicare Direct  
FIRSTCAROLINACARE INSURANCE COMPANY

**First** Health  
OF THE CAROLINAS